



# New York Life Additional Information March 2026



# Important Notices

## Disclaimer

This presentation is based on information believed to be reliable and is presented without any liability whatsoever to New York Life Insurance Company or any of its subsidiaries, affiliates or related entities (collectively, the “Company”), New York Life Global Funding, or their respective directors or officers, and is not intended to constitute investment, legal, tax or accounting advice or opinion. The Company makes no representation or warranty, expressed or implied, as to the accuracy, completeness or thoroughness of the content of the information, and the Company disclaims any responsibility for any errors or omissions in such information, including any financial calculations, projections and forecasts. If any information contained in these slides has been obtained or compiled from outside sources, such information has not been independently verified by the Company.

This presentation has been prepared solely for informational purposes and is not an offer to sell or solicitation of an offer to buy any security or insurance or investment product of the Company or any other person.

A portion of this presentation relates to the Company’s Global Medium Term Note (“GMTN”) program under which New York Life Insurance Company provides funding agreements to support notes issued from time to time by New York Life Global Funding, a Delaware statutory trust. The information presented herein is not an offer to sell or a solicitation of an offer to buy Global Medium Term Notes or any other securities of New York Life Global Funding or any other person. Notes issued pursuant to the GMTN program have not been and will not be registered under the Securities Act of 1933, as amended (the “Securities Act”), or any applicable state or foreign securities laws, and may be offered only to qualified investors:

- By the Offering Memorandum of New York Life Global Funding, dated March 26, 2025, as supplemented from time to time;
- In the United States to “Qualified Institutional Buyers”, as defined in Rule 144A under the Securities Act;
- In “Offshore Transactions” to persons other than “U.S. Persons”, each as defined in Regulation S under the Securities Act; and
- In accordance with applicable domestic and foreign securities laws.



# Important Notices (cont.)

## Presentation of Financial Information

New York Life Insurance Company (“New York Life”) and its domestic wholly-owned life insurance subsidiaries, including New York Life Insurance and Annuity Corporation (“NYLIAC”), and Life Insurance Company of North America (“LINA”), prepare financial statements in accordance with statutory accounting practices prescribed or permitted by the insurance regulatory authority in the state in which each company is domiciled. Under statutory accounting practices, the assets, liabilities and results of subsidiaries are not consolidated with the parent company.

“New York Life” or “the Company” can refer either separately to the parent company, New York Life Insurance Company (NYLIC), or one of its subsidiaries, or collectively to all New York Life companies, which include NYLIC and its subsidiaries and affiliates, including New York Life Insurance and Annuity Corporation (NYLIAC), NYLIFE Insurance Company of Arizona (NYLAZ), Life Insurance Company of North America (LINA), and New York Life Group Insurance Company of NY (NYLGICNY). NYLAZ and LINA are not authorized in New York, and do not conduct insurance business in New York. LINA and NYLGICNY are referred to as the New York Life Group Benefit Solutions business. Any discussion of ratings and safety throughout the Report applies only to the financial strength of New York Life, and not to the performance of any investment products issued by the company. Such products’ performances will fluctuate with market conditions.

This presentation contains unaudited consolidated financial information compiled by the Company’s management reflecting the consolidation of certain statutory financial information of New York Life with its subsidiaries as well as other consolidated performance measures. All guarantees are dependent on the claims-paying ability of the issuer.

For definitions of performance measures included in this presentation, see Glossary of Terms below.

## Glossary of Terms

**Assets Under Management (AUM)** – consists of cash and invested assets and separate account assets of the Company’s domestic and international insurance operations, and assets the Company manages for third-party investors, including mutual funds, separately managed accounts, retirement plans and assets under administration.

**Operating Earnings** – is the measure used for management purposes to track the Company’s results from ongoing operations and the underlying profitability of the business. This metric is based on Statutory Accounting Principals (“STAT”) on insurance operations with certain adjustments we believe are more appropriate as a measurement approach.

**Surplus and Asset Valuation Reserve** – total surplus, which includes the Asset Valuation Reserve (“AVR”), is one of the key indicators of the Company’s long-term financial strength and stability and is presented on a consolidated basis of New York Life and its subsidiaries

**Insurance Sales** – represents annualized first-year premium on participating issued whole life insurance, term life insurance, universal life insurance products, long term care and other health insurance products, subject to certain adjustments. A sale is generally counted when the initial premium is paid and the policy is issued.

**Annuity Sales** – represents premium income on our deferred annuities (both fixed and variable) and on our guaranteed income annuities. Sales are generally recognized when premiums are received. Annuities are primarily issued by NYLIAC.



# Table of contents

- I. New York Life Insurance Company Introduction
- II. Global Medium Term Note Program Overview
- III. Business Overview
- IV. Investment Portfolio



# New York Life MTN Contacts

**Andrew Cohen**

*Managing Director*

201-685-6324

andy\_cohen@nylim.com

**Douglas Bushell**

*Director*

201-685-6314

douglas\_h\_bushell@nylim.com

**Lisa Cosentino**

*Director*

201-685-6301

lisa\_j\_gulino@nylim.com

**James Boyle**

*Senior Associate*

201-685-6372

jim\_boyle@nylim.com



Guaranteed  
Products

# I. New York Life Introduction



Guaranteed  
Products

# Company Overview

- Strong balance sheet
- Long-term orientation

## New York Life Insurance Company

<b>Founded</b>	1845
<b>Financial Strength Rating<sup>1</sup></b>	Aa1 (Moody's); AAA (Fitch); AA+ (S&P); A++ (A.M.Best)
<b>New York Life Selected Consolidated Data:</b>	<b>As of 12/31/2024</b>
<b>Surplus &amp; Asset Valuation Reserve<sup>2</sup></b>	\$33.3 billion
<b>Insurance Sales<sup>3</sup></b>	\$1.9 billion
<b>Total Annuity Sales<sup>3</sup></b>	\$21.9 billion
<b>Mutual Fund Gross Sales<sup>4</sup></b>	\$22.8 billion
<b>Operating Earnings<sup>5</sup></b>	\$3.5 billion
<b>Licensed Agents and Advisors – U.S.</b>	Over 12,000

1. Individual independent rating agency commentary as of September 30, 2025.

2. NYLIC's statutory surplus was \$26.4 billion and \$25.3 billion at December 31, 2024 and 2023, respectively. Included in NYLIC's statutory surplus is NYLIAC's statutory surplus totaling \$8.4 billion and \$8.9 billion at December 31, 2024 and 2023, respectively, and LINA's statutory surplus of \$2.2 billion and \$1.9 billion at December 31, 2024 and 2023, respectively. AVR for NYLIC was \$4.6 billion and \$4.5 billion at December 31, 2024 and 2023, respectively. AVR for NYLIAC was \$2.1 billion and \$1.9 billion at December 31, 2024 and 2023, respectively. AVR for LINA was \$0.2 billion and \$0.1 billion at December 31, 2024 and 2023, respectively. Policy owners can view audited statutory financial statements by visiting our website, [www.newyorklife.com](http://www.newyorklife.com).

3. Insurance sales represent annualized first-year premiums on participating issued whole life insurance, term life insurance, universal life insurance, long-term care insurance, disability insurance, and other health insurance products. A sale is generally counted when the initial premium is paid and the policy is issued. Total annuity sales represent premiums on our deferred annuities (both fixed and variable) and on our guaranteed income annuities. Sales are generally recognized when premiums are received.

4. Mutual fund sales represent total cash deposited primarily to new and existing accounts of the New York Life Investments (NYLI) Funds, New York Life's proprietary mutual funds. NYLI Funds are managed by New York Life Investment Management LLC and distributed through NYLIFE Distributors LLC, an indirect wholly owned subsidiary of NYLIC.

5. See "Important Notices – Glossary of Terms."

Source: 2024 New York Life Report to Policy Owners.

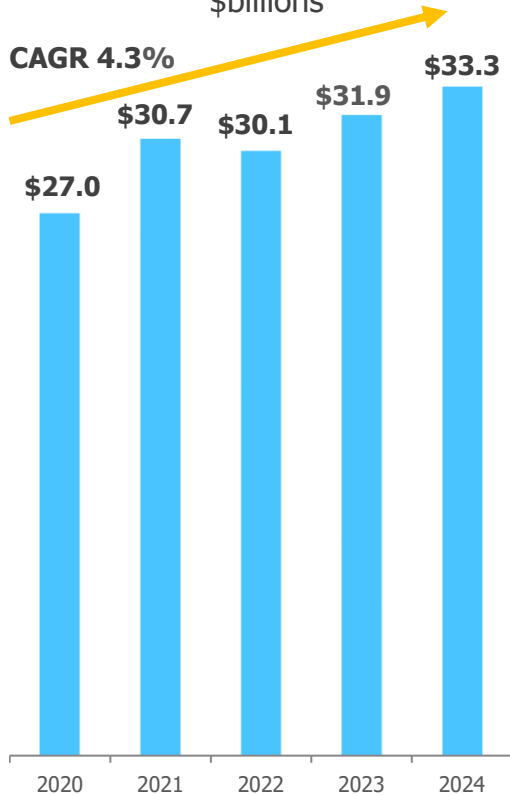


Guaranteed  
Products

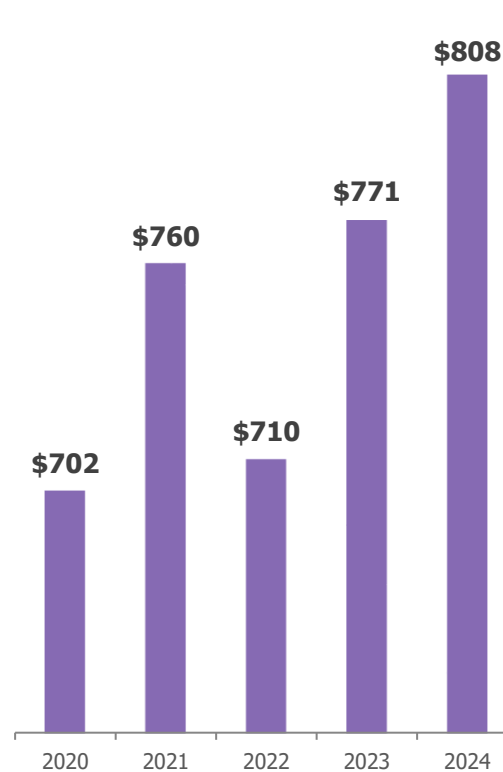
# New York Life Consolidated Historical Financial Highlights

• As of 12/31/24

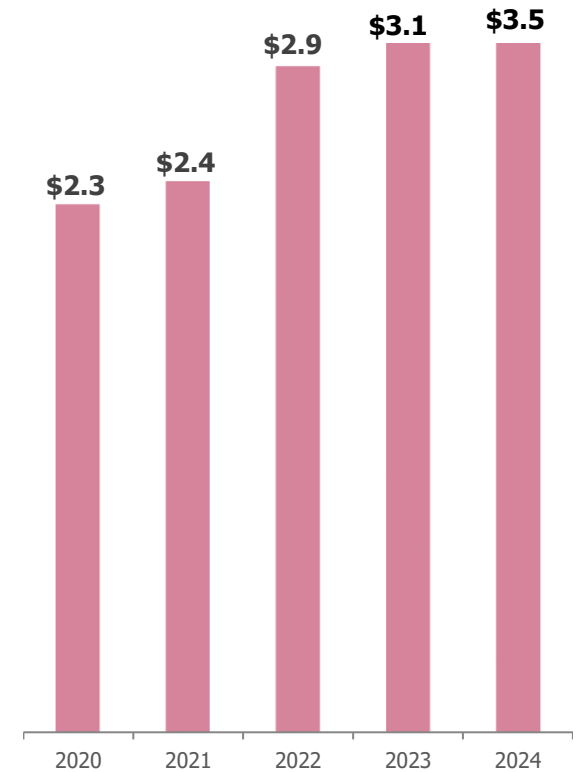
**Surplus & Asset Valuation Reserve<sup>1</sup>**  
\$billions



**Assets Under Management<sup>2</sup>**  
\$billions



**Operating Earnings<sup>3</sup>**  
\$billions



1. Source: 2024 New York Life Report to Policy Owners. NYLIC's statutory surplus was \$26.4 billion and \$25.3 billion at December 31, 2024 and 2023, respectively. Included in NYLIC's statutory surplus is NYLIAC's statutory surplus totaling \$8.4 billion and \$8.9 billion at December 31, 2024 and 2023, respectively, and LINA's statutory surplus of \$2.2 billion and \$1.9 billion at December 31, 2024 and 2023, respectively. AVR for NYLIC was \$4.6 billion and \$4.5 billion at December 31, 2024 and 2023, respectively. AVR for NYLIAC was \$2.1 billion and \$1.9 billion at December 31, 2024 and 2023, respectively. AVR for LINA was \$0.2 billion and \$0.1 billion at December 31, 2024 and 2023, respectively. Policy owners can view audited statutory financial statements by visiting our website, [www.newyorklife.com](http://www.newyorklife.com).

2. Assets under management consist of cash and invested assets and separate account assets of the company's domestic and international insurance operations, and assets the company manages for third-party investors, including mutual funds, separately managed accounts, retirement plans and assets under administration.

3. See "Important Notices – Glossary of Terms".



Guaranteed  
Products

# Key Points

- As a mutual, we are uniquely aligned with our policy owners' long-term interests
- Our mutuality makes us different from many companies:
  - We prioritize permanence and financial strength over growth
  - We must source most of our capital internally, requiring a conservative capital management strategy
  - We focus on participating whole life insurance
- Our model is embodied in four interdependent pillars of our strategy: life insurance, career agency, financial strength, and mutuality
- Our Strategic Businesses enhance the success of our Foundational Business
- We continue to pursue a coordinated evolution of our Foundational business model in a rapidly changing external environment
- Overall, we believe we are well placed to evolve with emerging trends and remain competitive

# Strategic Overview

We remain well positioned and are building upon our competitive strengths...

## Foundational Business

Life and Agency are the **core of our business**, supporting and reinforced by mutuality and financial strength



We strive to maintain unquestioned **financial strength** to back our long-term guarantees, while remaining true to our mission as a policyholder owned **mutual company**.

## Strategic Business Portfolio

The Strategic Businesses enhance the foundation by providing a **diversified, capital-efficient source of earnings**

Generate capital to support business growth, surplus, and the dividend



Provide diversification benefits across multiple dimensions



- Institutional Annuities
- Asset Management<sup>1</sup>
- Institutional Life

- New York Life Direct
- Seguros Monterrey New York Life
- Group Membership Association Division
- Group Benefits Solutions

Enhance the foundation

1.Through New York Life Investments - "New York Life Investments" is both a service mark, and the common trade name, of certain investment advisors affiliated with New York Life Insurance Company.

## II. Global Medium Term Note (“GMTN”) Program Overview



# GMTN Program as of 3/4/2026

2016 - 2023				2023 - 2024				2024 - 2026			
Settle Date	Amount Millions	Coupon	Maturity	Settle Date	Amount Millions	Coupon	Maturity	Settle Date	Amount Millions	Coupon	Maturity
7/14/2016	\$500	2.350%	7/14/2026	5/4/2023	kr1,100	4.345%	5/4/2033	10/1/2024	\$600	3.900%	10/1/2027
1/10/2018	\$700	3.000%	1/10/2028	6/13/2023	\$750	4.900%	6/13/2028	10/3/2024	\$105	SOFR+65	10/1/2027
10/16/2018	\$250	3.900%	10/16/2028	6/16/2023	kr1,500	4.660%	6/16/2031	10/7/2024	kr1,000	4.410%	9/29/2034
4/18/2019	F650	0.250%	10/18/2027	6/30/2023	C\$650	5.250%	6/30/2026	12/5/2024	\$650	4.600%	12/5/2029
9/17/2019	£550	1.250%	12/17/2026	6/30/2023	C\$400	CORRA+91	6/30/2026	12/13/2024	\$300	4.400%	12/13/2027
1/23/2020	€800	0.250%	1/23/2027	9/19/2023	\$800	5.450%	9/18/2026	1/15/2025	€600	3.200%	1/15/2032
6/10/2020	\$100	1.750%	6/10/2030	9/19/2023	A\$450	5.350%	9/19/2028	1/23/2025	\$750	5.350%	1/23/2035
8/7/2020	\$600	1.200%	8/7/2030	10/3/2023	£100	5.250%	10/3/2033	2/5/2025	\$550	SOFR+41	2/5/2027
9/11/2020	F360	0.125%	9/11/2029	10/31/2023	\$130	5.450%	9/18/2026	4/25/2025	\$700	4.400%	4/25/2028
1/14/2021	£650	0.750%	12/14/2028	12/7/2023	£500	4.950%	12/7/2029	4/25/2025	\$400	SOFR+88	4/25/2028
1/27/2021	\$200	1.650%	1/27/2031	1/9/2024	\$1000	5.000%	1/9/2034	6/3/2025	\$600	4.600%	6/3/2030
4/15/2021	C\$1000	2.000%	4/17/2028	1/29/2024	\$600	4.700%	1/29/2029	6/9/2025	€500	3.625%	6/8/2035
4/23/2021	F475	0.125%	7/23/2030	1/30/2024	€650	3.450%	1/30/2031	6/17/2025	C\$1000	4.000%	6/17/2032
6/9/2021	\$400	1.150%	6/9/2026	2/9/2024	\$75	5.000%	1/9/2034	6/18/2025	\$600	SOFR+55	6/11/2027
6/9/2021	\$350	SOFR+48	6/9/2026	4/4/2024	\$600	4.900%	4/2/2027	7/3/2025	\$300	SOFR+35	7/31/2026
8/3/2021	\$500	1.850%	8/1/2031	4/4/2024	\$600	SOFR+67	4/2/2027	7/25/2025	\$600	4.150%	7/25/2028
9/8/2021	A\$375	BBSW+55	9/8/2026	4/30/2024	£400	4.875%	4/30/2031	7/25/2025	\$400	SOFR+66	7/25/2028
10/4/2021	€600	0.250%	10/4/2028	5/3/2024	€100	3.625%	5/3/2034	7/28/2025	\$400	SOFR+34	8/24/2026
1/10/2022	£650	1.500%	7/15/2027	5/7/2024	F390	1.875%	5/7/2032	8/29/2025	£250	SONIA+33	9/29/2026
1/28/2022	\$100	2.270%	1/28/2029	6/6/2024	\$550	5.000%	6/6/2029	9/5/2025	A\$400	4.450%	9/5/2030
4/7/2022	\$500	3.250%	4/7/2027	6/7/2024	€500	3.625%	6/7/2034	9/5/2025	A\$250	BBSW+95	9/5/2030
5/4/2022	F200	1.375%	5/4/2028	6/28/2024	\$95	SOFR+65	6/28/2027	9/18/2025	\$100	4.150%	7/25/2028
1/9/2023	€650	3.625%	1/9/2030	7/9/2024	€500	EURIBOR+45	7/9/2027	9/26/2025	\$82	4.823%	9/26/2035
1/9/2023	\$1,000	4.850%	1/9/2028	7/24/2024	A\$275	5.100%	7/24/2029	1/9/2026	\$650	4.250%	1/9/2031
1/31/2023	\$1,000	4.550%	1/28/2033	7/24/2024	A\$225	BBSW+110	7/24/2029	1/12/2026	£600	4.750%	12/15/2032
4/5/2023	\$600	4.700%	4/2/2026	7/24/2024	\$100	SOFR+62	4/2/2027	1/15/2026	\$100	SOFR+80	1/15/2031
4/5/2023	\$300	SOFR+93	4/2/2026	8/29/2024	\$300	SOFR+58	8/28/2026	1/23/2026	F200	1.375%	1/23/2034
				9/24/2024	\$75	4.050%	9/17/2029	2/2/2026	\$700	4.050%	2/2/2029
								2/2/2026	\$300	SOFR+57	2/2/2029

**Total Issuance Since Inception: \$96.3 billion**

**Current Outstanding Issuance: \$38.3 billion**

Notes in the GMTN Program are issued by New York Life Global Funding, a special purpose statutory trust organized in series in Delaware.

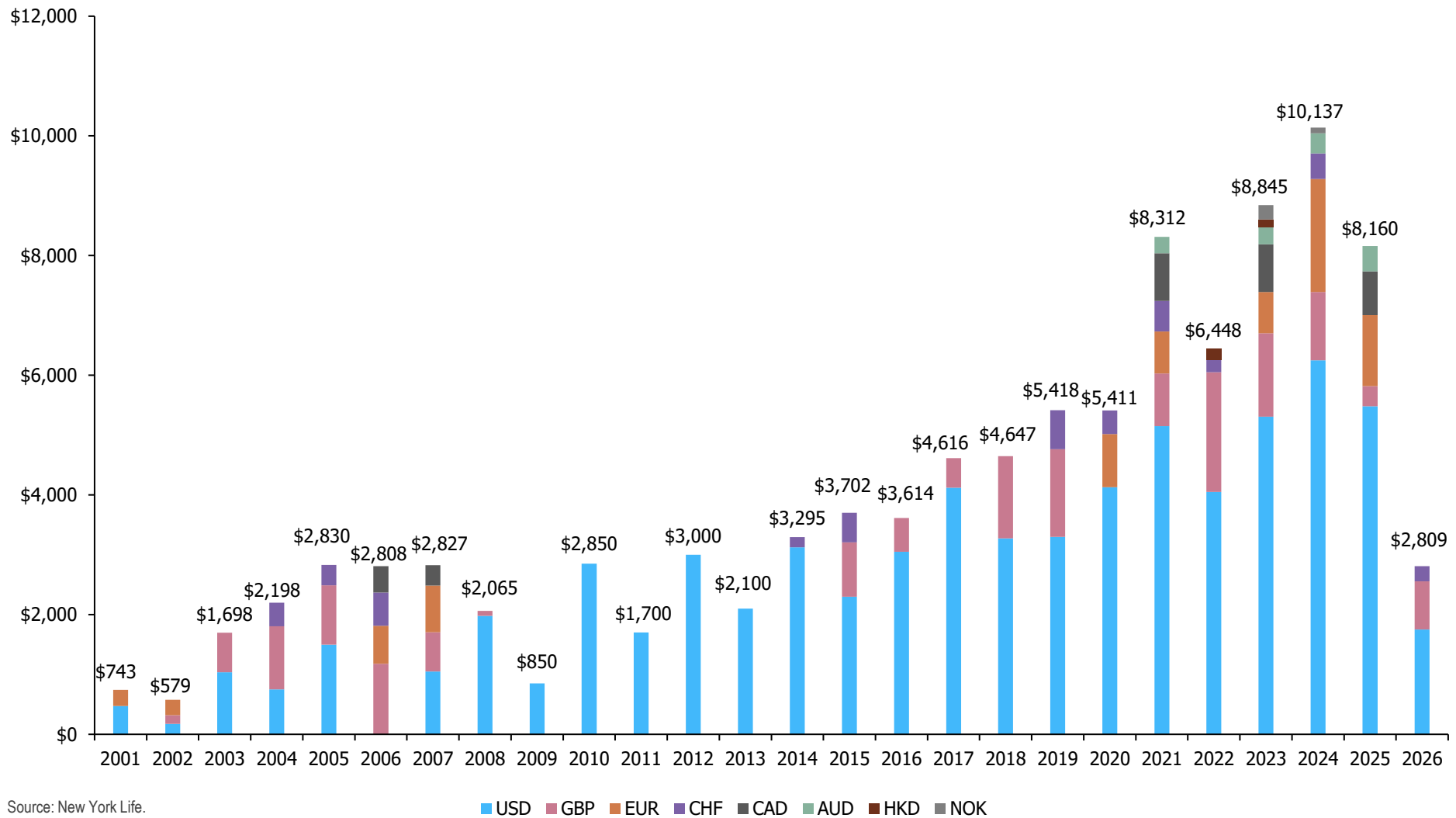
Inception date of GMTN Program: September 2003.

Source New York Life.



Guaranteed  
Products

# New York Life MTN Issuance History as of 3/4/2026



Source: New York Life.  
MTN = Medium Term Notes.



Guaranteed  
Products

# III. Business Overview

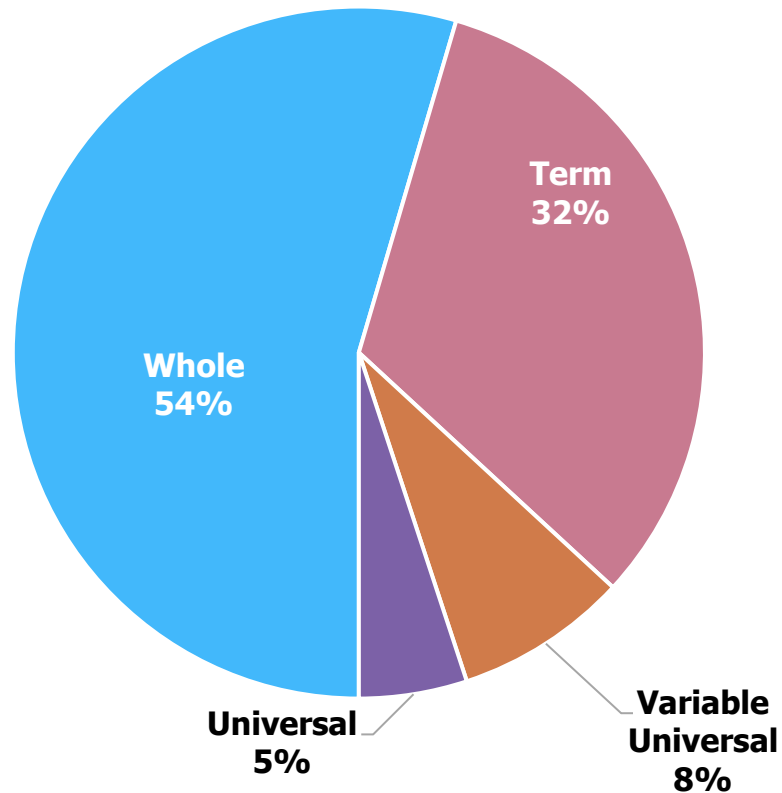


Guaranteed  
Products

# Insurance

- Over \$1.2 trillion life insurance, individual and group policies in-force, as of 12/31/24

**New York Life  
Life Insurance Sales  
By Product Line as of 12/31/24**

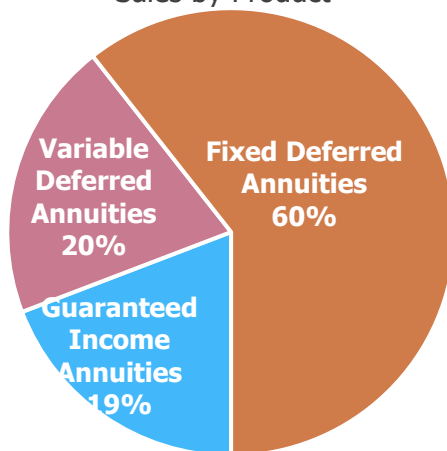


# Retail Annuities as of 9/30/25

- Leading provider of annuity and retirement products across multiple distribution channels
- Over 1 million policies in force
- Year to date sales of \$24.1 billion and \$142.0 billion in reserves in General and Separate Accounts
- Award-winning thought leader in the retirement income industry

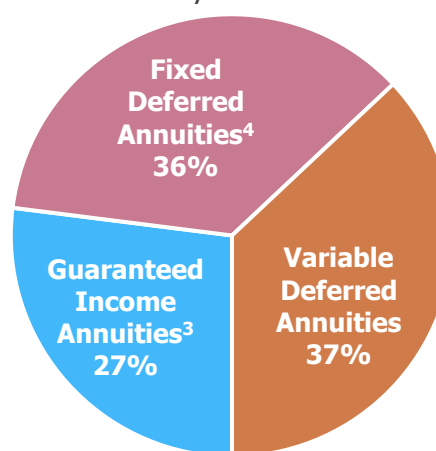
## Full Suite of Products

Sales by Product



## Diverse Reserves

Annuity Reserves<sup>1</sup>



## Strong Market Position<sup>4</sup>

- Top Single Premium Immediate Annuity (SPIA) since 2006 - #1 (2024)
- Top Deferred Income Annuity (DIA) provider since 2010 - #1 (2024)
- Top Fixed-Rate Deferred Annuity (FDA) provider since 2007 - #4 (2024)
- #6 in Total Annuity Sales for 2024 (\$21 billion)

1. Data based on statutory reserve figures. 2. Guaranteed Income Annuity (GIA) reserves and revenues exclude structured settlements. 3. Fixed Deferred Annuity reserves also include the fixed account within our variable annuities. Note: Retail Annuities are primarily sold through New York Life Insurance and Annuity Corporation (NYLIAC). 4. Source: LIMRA as of 12/31/2024, derived from cumulative sales 1/1/24-12/31/24, based on premium. "Principal protection" is provided by the Investment Preservation Rider-FP Series, an optional rider for an additional fee. No compensation has been provided directly or indirectly by New York Life in connection with obtaining or using these awards.

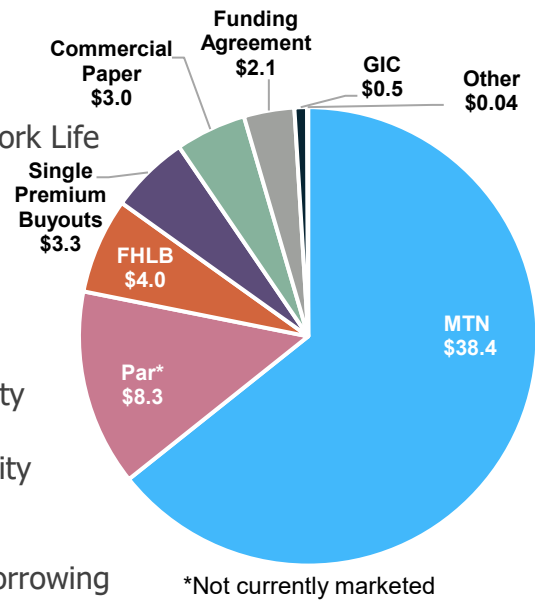


# Institutional Annuities AUM \$97.3 billion as of 9/30/25

## Guaranteed Products AUM \$59.8 billion

- Guaranteed Products brings the financial strength of New York Life Insurance Company to institutional fixed income investors seeking high quality, low volatility, and stable returns
- Guarantees are backed by the claims paying ability of New York Life Insurance Company.
- Solutions include:
  - Medium Term Notes (MTN)
    - Institutional investors purchase notes backed by funding agreements issued by New York Life
  - Guaranteed Investment Contracts (GIC)
    - Group annuity contracts for use in qualified retirement plans that credit a fixed rate of interest for a specific period of time
    - Provides a low risk, stable value investment that offers preservation of principal and interest, and allows book value access for participant-initiated events
  - Pension Risk Transfer (PRT) – Single Premium Buyout
    - Provides plan sponsors with a secure vehicle for the transfer of annuity payment liability and associated reporting and administration
    - A non-participating group annuity contract designed to provide guaranteed fixed annuity benefits
  - Federal Home Loan Bank (FHLB)
    - New York Life participates in the FHLB Advance Program which allows collateralized borrowing
    - FHLB’s mission is to support the housing market by providing low-cost funds to members

**GP AUM \$58.3 billion as of 9/30/25**



## Stable Value Investments AUM \$25.1 billion

- Stable Value Investments provides capital preservation solutions, in a variety of product structures, to retirement plans of all types and sizes, as well as 529 education savings plans

## Structured Settlements AUM \$12.4 billion

- NYL Structured Settlements offers single premium annuities to defendants awarded a litigation settlement, providing a guaranteed, tax-free income solution addressing the needs of injured parties

# IV. Investment Portfolio



Guaranteed  
Products

# New York Life General Account

## Investment Management

New York Life is the investment manager of its General Account and may use affiliated and/or unaffiliated investment managers in the implementation of the overall General Account investment strategy.

## Strategy

- Seeks to:
  - Maximize yields consistent with acceptable risk parameters
  - Maintain a high-quality, well diversified portfolio
  - Minimize interest rate risk as part of asset/liability management

## Tactics

- Employs:
  - Strong in-house research and analysis capability
  - Dynamic asset allocation based on current market risk/return relationships
  - Limit call risk in the fixed income portfolio
  - Manage credit risk through industry and issuer diversification




# New York Life General Account Management Leaders



**Anthony "Tony"  
Malloy**  
Executive Vice  
President

**Chief Investment Officer**

- Mr. Malloy is responsible for the teams which principally manage New York Life's general account portfolio that include Fixed Income Investors, Private Capital Investors and Real Estate Investors.<sup>1</sup> He is a member of New York Life's Executive Management Committee and serves on its Risk Steering Committee.
- Mr. Malloy joined New York Life in 1999. He has held various positions of increasing responsibilities at the firm, including Senior Managing Director and Head of Fixed Income. He also served as Managing Director and Head of Fixed Leveraged Finance. Previously, he achieved positions of increasing responsibility in lending, risk management, and debt capital markets with J.P. Morgan, Toronto-Dominion, and First Chicago.
- Mr. Malloy received a B.A. in English and Economics from Middlebury College and an M.B.A. in Finance from the Stern School of Business of New York University.



**Craig Sabal**  
Senior Managing  
Director

**Deputy Chief Investment Officer  
Head of Fixed Income Investors**

- Mr. Sabal is a Senior Managing Director and Deputy Chief Investment Officer of New York Life and Head of Fixed Income Investors. He is responsible for the day-to-day management of the Office of the Chief Investment Officer, which oversees asset allocation and portfolio management for the General Account investment portfolio. He also oversees all public fixed-income portfolio management, trading, and research functions.
- Prior to joining New York Life in 2020, Mr. Sabal was the Deputy Chief Investment Officer at AIG responsible for strategic asset allocation and tactical investment decisions for the Life & Retirement and Property & Casualty operating businesses. He has more than 20 years of financial consulting leadership experience in strategic portfolio and risk management transactions across fixed income and equity markets to insurance companies. He served as Managing Director – Head of Insurance and Credit Solutions Group for Goldman Sachs, and previously held senior financial and consulting positions for several investment bank and accounting firms.
- Mr. Sabal received a B.S. degree in Accounting from Rutgers University.

1. Fixed Income Investors, Private Capital Investors and Real Estate Investors are investment divisions of NYL Investors LLC, a wholly owned subsidiary of New York Life Insurance Company.

# New York Life General Account Management Leaders



**George Cherpelis**

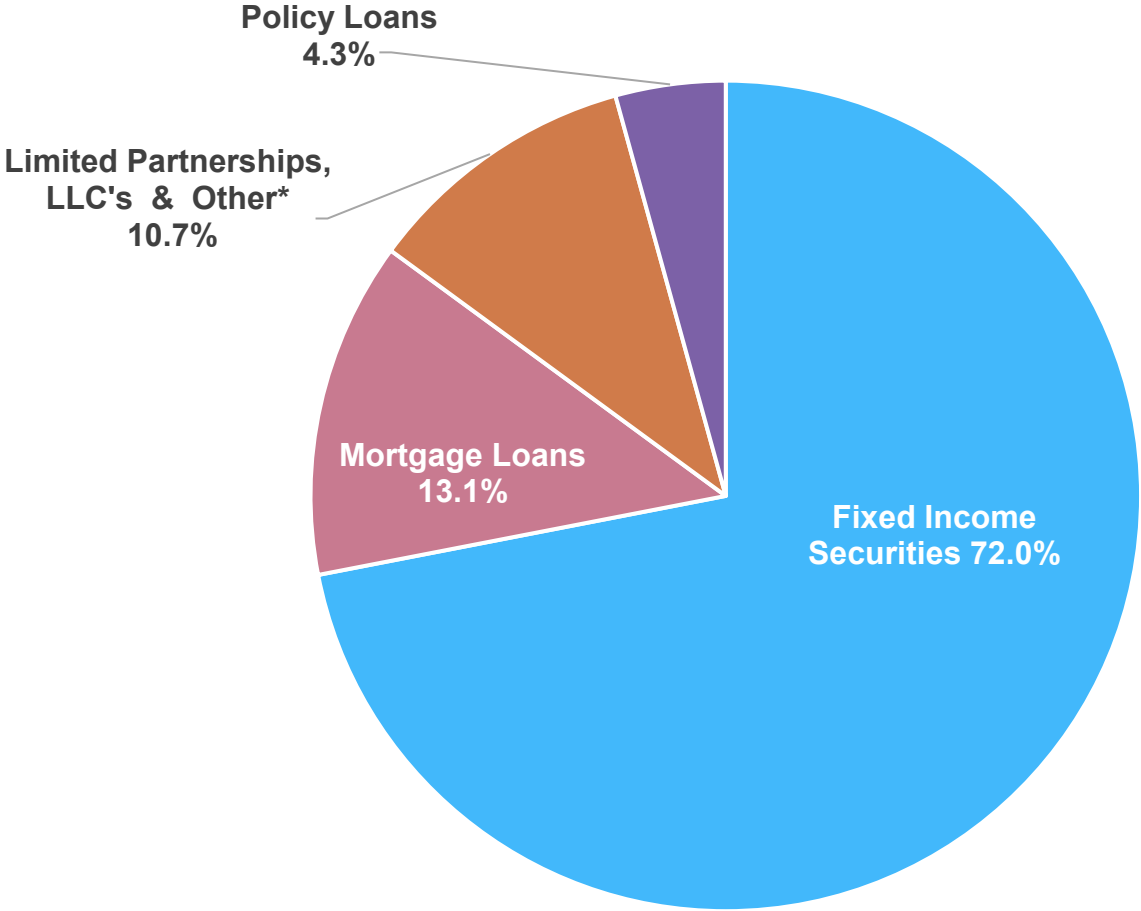
Managing Director,  
Office of the Chief  
Investment Officer

**General Account Client  
Portfolio Management &  
Quantitative Research**

- Mr. Cherpelis is mainly responsible for managing the investment activities of New York Life's General Account. In addition, his Team is responsible for working with the New York Life business units to formulate investment strategies, implement asset/liability investment solutions, optimize their investment programs, supervise investment activity and report investment results to the firm's senior management team.
- Previously he co-managed over \$15 billion of third-party investment grade fixed income mandates, including institutional separate accounts, our Stable Value Investment Only business, and various MainStay Funds as part of the Investment Grade Portfolio Management Team.
- Prior to joining the firm in 2004, Mr. Cherpelis held a variety of positions at Citigroup and Salomon Brothers relating to investment strategy formulation and trade idea generation for total return clients. His final role, as an interest rate strategist, he devised interest rate, yield curve, and relative value strategies in relation to major market trends while blending in a macro perspective. He has over 25 years of investment experience.
- Mr. Cherpelis received a B.S. from The City College of New York and two M.S. degrees from Manhattan College.

# New York Life General Account Cash & Invested Assets

• \$366.7 billion as of 9/30/25



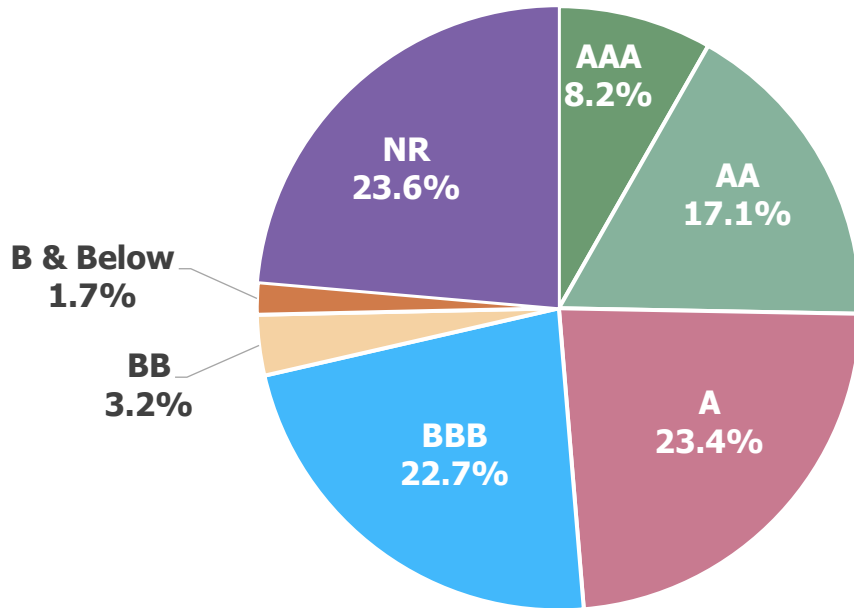
Includes Real Estate & Joint Ventures, Cash & Short Terms, and Stocks.  
Source: New York Life



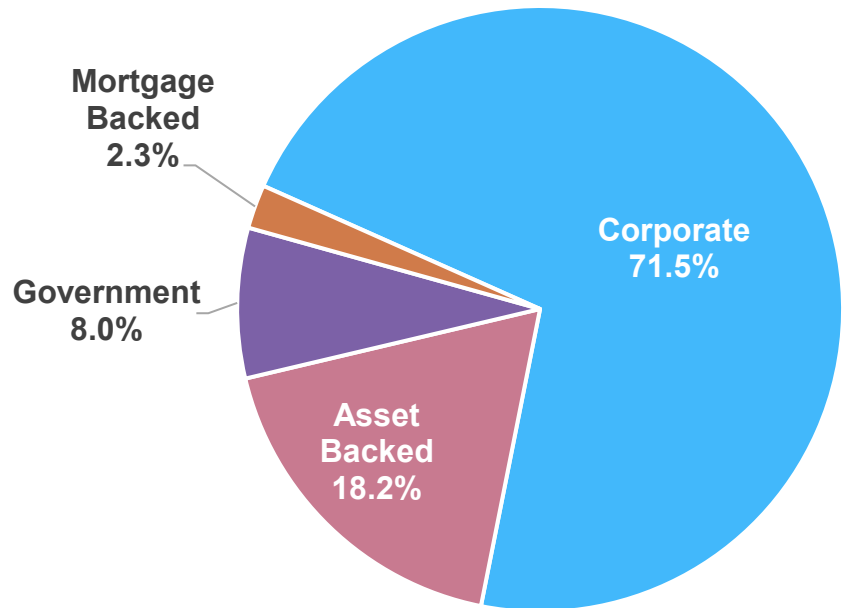
# New York Life General Account Fixed Income

- \$263.9 billion; 72.0% of General Account Cash & Invested Assets as of 9/30/25

### Credit Rating Distribution



### Sector Allocation



Note: Long Term Debt Ratings by Moody's, S&P and/or Fitch.  
Source: New York Life



Guaranteed  
Products

# Additional Disclosures

This presentation is intended solely for the recipient for informational purposes only and may not be redistributed by the recipient without prior written consent from New York Life Insurance Company. This presentation is not intended to be an offer or solicitation of investment advisory services or products. The products and services of New York Life Investments boutiques are not available to all clients, nor in all jurisdictions.

Impact investing and/or Environmental, Social and Governance (“ESG”) managers may take into consideration factors beyond traditional financial information to select securities, which could result in relative investment performance deviating from other strategies or broad market benchmarks, depending on whether such sectors or investments are in or out of favor in the market. Further, ESG strategies may rely on certain values-based criteria to eliminate exposures found in similar strategies or broad market benchmarks, which could also result in relative investment performance deviating.

New York Life Investment Management LLC is an indirect wholly-owned subsidiary of New York Life Insurance Company and a wholly-owned subsidiary of New York Life Investment Management Holdings LLC.

Institutional Annuities, Guaranteed Products, Stable Value Investments and Structured Settlements are divisions within New York Life Insurance Company.